

Toyota Virtual Benefits Fair

ATTENDEE GUIDE

**ONE TOYOTA
BENEFITS**

Important Information

Virtual Benefits Fair: Oct. 3 – Nov. 10

Open Enrollment : Oct. 25 – Nov. 10

Vendor Week: Oct. 31 - Nov. 4

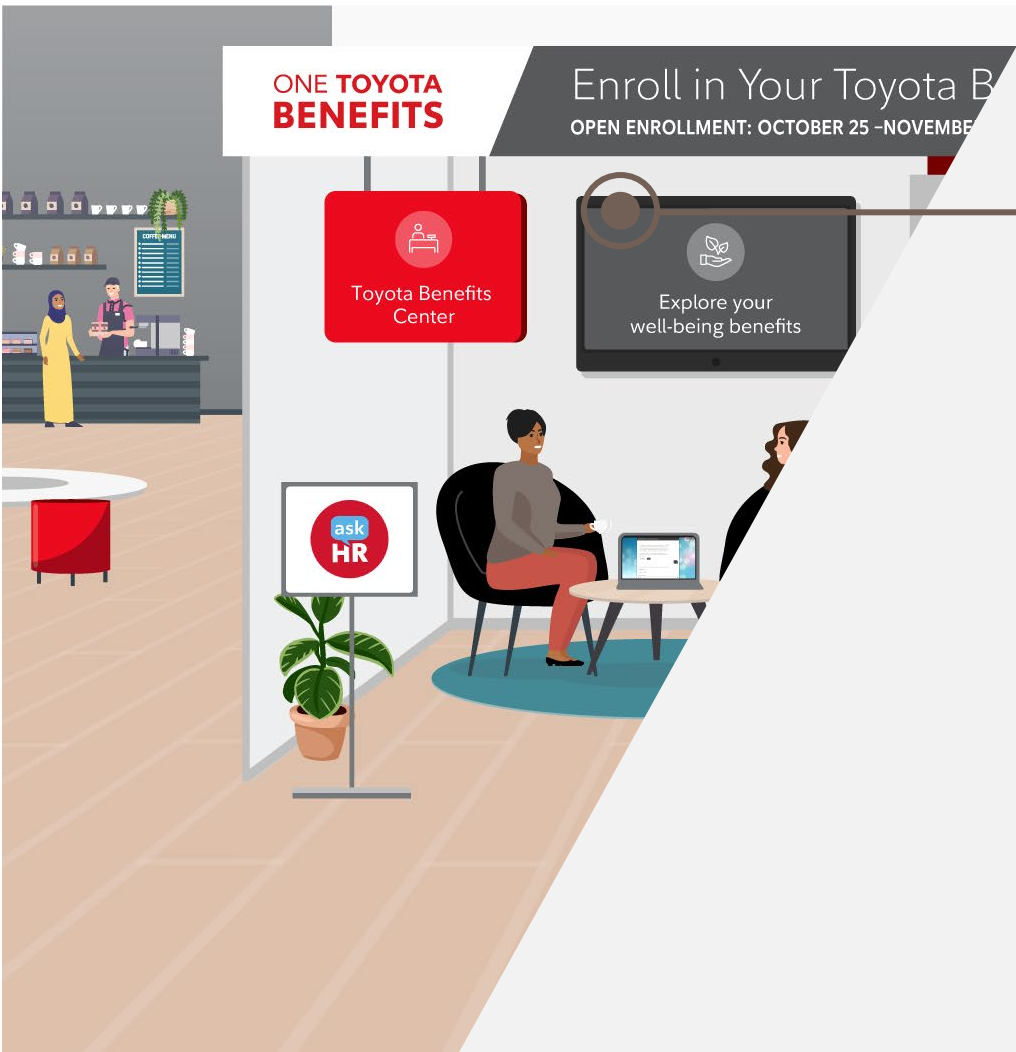
Toyota's Virtual Benefits Fair is best experienced in Chrome, Firefox or Microsoft Edge – paste this url in a new browser for optimal functionality: <https://fwc.6connex.com/event/ve2/ToyotaBenefits/login>

Register for and attend the fair to:

- Explore all your benefits offerings from health to financial to voluntary benefits
- Learn how Toyota supports your mental, physical and emotional wellness in the Well-being room
- Enroll in your benefits during Open Enrollment
- Chat directly with vendors during Vendor Week, from October 31 through November 4




What's Included



This attendee guide gives you important information about the event, instructions to attend, an overview of key site features, and suggestions on how to make the most of your experience within the virtual environment.

- Accessing the event
- Screen calibration
- Welcome lobby
- Event hub
- Visit with vendors
- Other rooms and spaces
- Key features



Welcome to the Toyota Virtual Benefits Fair

<https://fwc.6connex.com/event/ve2/ToyotaBenefits/login>

Pre-registration to attend the event is not required. From the Registration page (URL above), you will select the “Click Here to Register” in the “Not Registered” area of that page. You will then be asked to provide your first and last name, email, indicate “Team member” or “Family member” and accept the Terms of Participation.

To attend the event in the future, just enter the same email address you provided as part of your initial registration in the “Returning Visitors?” area of the registration page.

You can access the event from any device. We do recommend you run a “System Check” prior to entering the event form the Registration page.

And then you’ll be on your way!



Note: For an optimal viewing experience, we recommend accessing the site using a Chrome or Firefox browser.

ONE TOYOTA
BENEFITS

Open Enrollment

Now Attending: 1
This Location: 1



Leaderboard



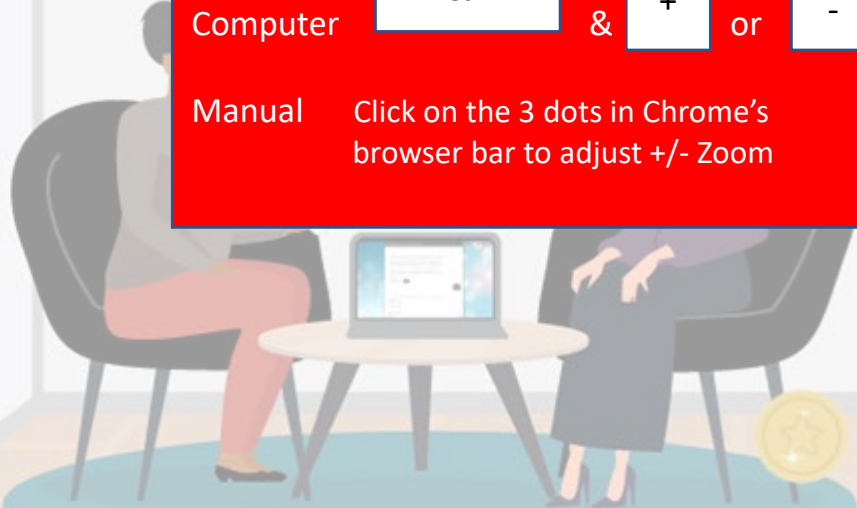
Screen Calibration
To optimize your view,
adjust your browser settings so that you are able to see the full lobby
up to the red lines shown

To Zoom in/out

Mac Computer **Command** & **+** or **-**

PC Computer **Ctrl** & **+** or **-**

Manual Click on the 3 dots in Chrome's browser bar to adjust +/- Zoom



Lobby Toyota Benefits Center Voluntary benefits Attend live sessions Visit with vendors Well-being benefits Fun Facts and Raffles

Welcome lobby

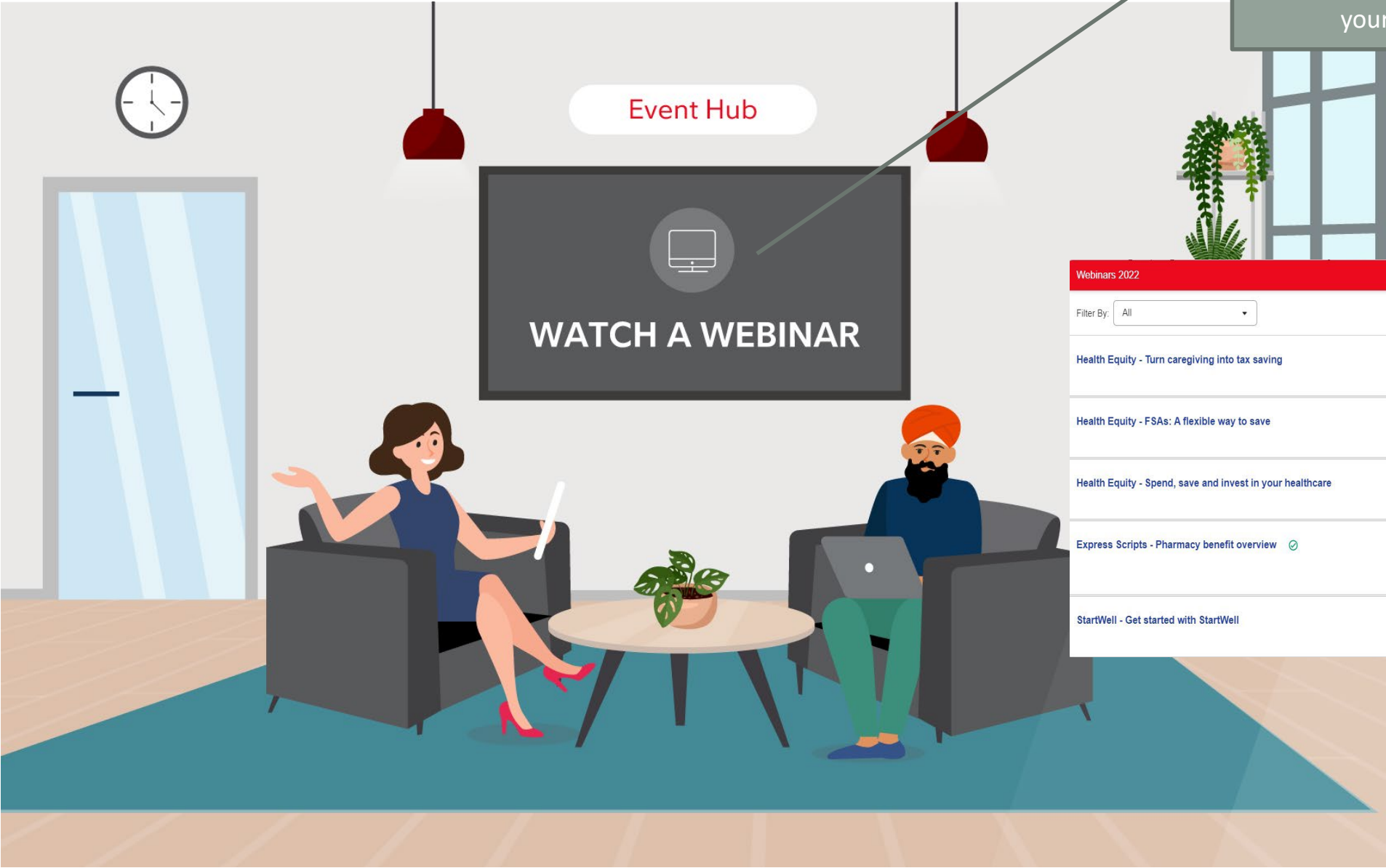
From the lobby, access any of the rooms and spaces using the doorway signs or the navigation bar at the bottom of your screen. Each sign acts as a “doorway” into other areas.

The image shows a virtual lobby for 'ONE TOYOTA BENEFITS' with the following elements and callouts:

- Header:** 'Enroll in Your Toyota Benefits' and 'OPEN ENROLLMENT: OCTOBER 25 - NOVEMBER 10, 2022'. A 'Leaderboard' icon is in the top right.
- Navigation Bar (Bottom):** A row of icons for 'Lobby', 'Toyota Benefits Center', 'Voluntary benefits', 'Watch a webinar', 'Visit with vendors', 'Well-being benefits', and 'Fun Facts'. A callout 'Additional navigation bar' points to this bar.
- Interactive Elements:**
 - 'ENROLL NOW' button.
 - 'Watch a webinar' button.
 - 'Visit with vendors' button.
 - 'Review voluntary benefits' button.
 - 'Your enrollment checklist' sign.
 - 'ask HR' sign.
 - 'Toyota Benefits Center' sign.
 - 'Explore your well-being benefits' sign.
- Callouts:**
 - 'See who else is attending' points to a background scene with people.
 - 'The more you engage, the more points you can earn in the “Leaderboard”. See how you stack up!' points to the leaderboard icon.
 - 'Look for gold stars throughout the fair to find fun facts' points to a gold star icon.
 - '“Doorway” example' points to a doorway sign.
 - 'Find the attendee guide here' points to a red folder icon.

For illustrative purposes only.

Event Hub— Recorded sessions



Watch recorded sessions from vendors to learn more about your benefits

Webinars 2022

Filter By: All

Health Equity - Turn caregiving into tax saving	Launch
Health Equity - FSAs: A flexible way to save	Launch
Health Equity - Spend, save and invest in your healthcare	Launch
Express Scripts - Pharmacy benefit overview	Play
StartWell - Get started with StartWell	Launch

Visit with vendors

Visit with your benefit vendors

- Financial Benefits
 - Health Equity
 - Fidelity
 - Securian
 - LifeLock
 - ARAG
 - UNIFY
- Health Benefits
 - Anthem
 - Kaiser
 - Express Scripts
 - Delta Dental
 - Hinge Health
 - VSP
 - 2nd MD
 - WINFertility
 - MDLIVE
 - Livongo
- Additional Benefits
 - Empathia
 - StartWell
 - Scholarship America
 - Bright Horizons
 - Health Plan Cost Comparison Tool

Click on each vendor to enter their booth

Review resources

Head back to the navigation panel to visit with other vendors

Chat with us!

How to enroll in Livongo Diabetes Managements at no cost

Frequently asked questions about the Livongo program

Here a testimonial from a Livongo member

See how diabetes affects the body

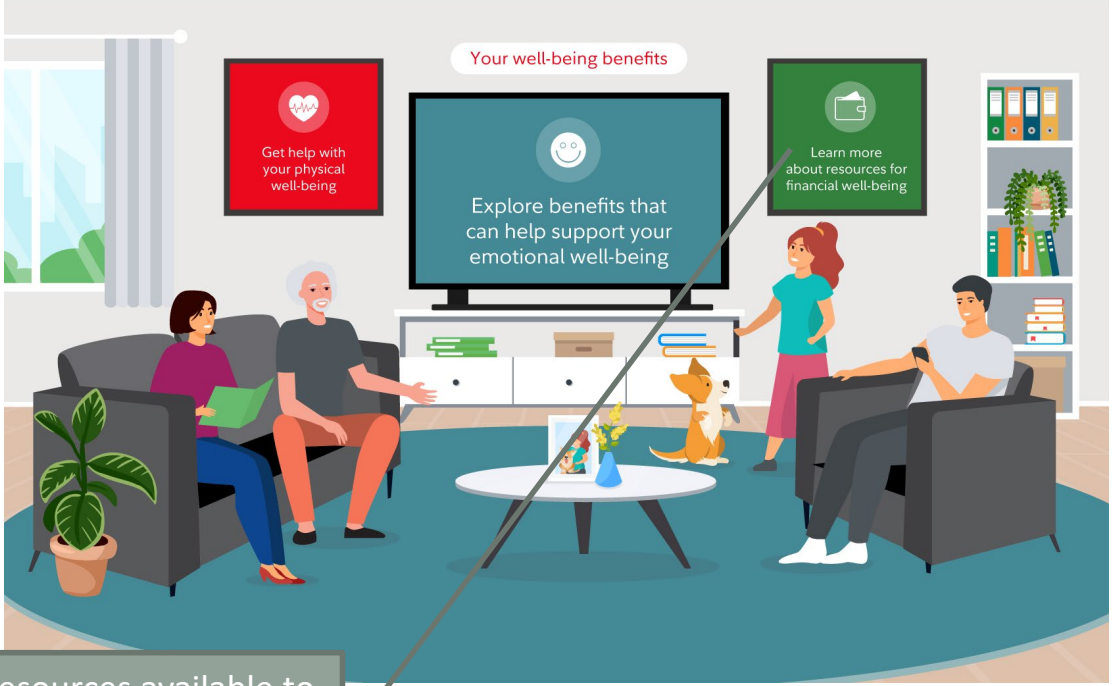
Welcome! Hear a message from your vendor

Chat with vendors during vendor week: **October 31 -November 4**

Watch a welcome video from your vendor

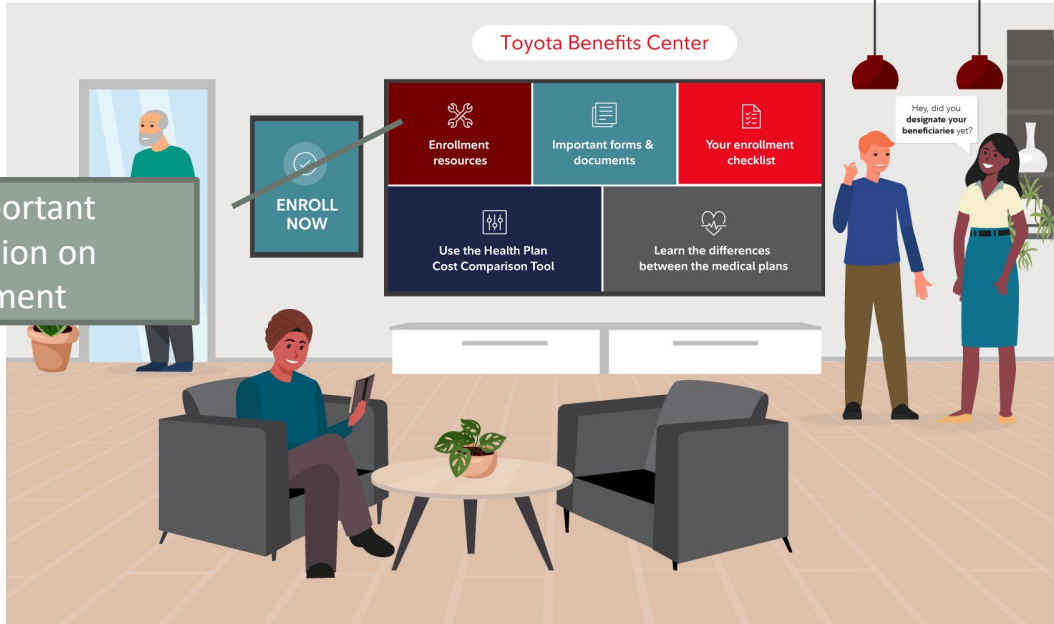
For illustrative purposes only.

Well-being Room, Toyota Benefits Center, Voluntary Benefits

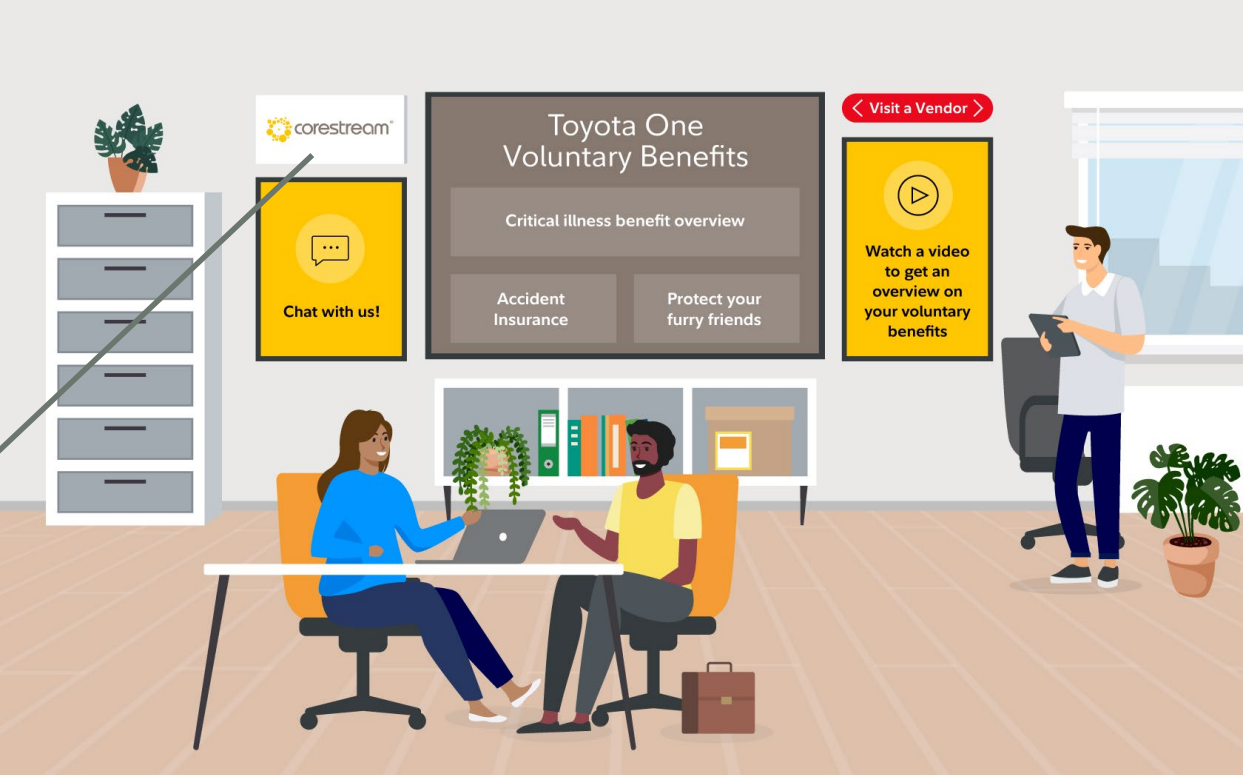


Review resources available to you to support your financial, emotional and physical well-being

Explore your Voluntary Benefits through Corestream!



Find important information on enrollment



Key features

Leaderboard

Leaderboard **Points**

Check out whose in the lead with the most points.

My Total Points: 0 **My Rank: NA**

Activities Available for Points	Point Value	My Activity Count	My Points
Downloaded resources, flyers, & other content	5	0	0
Explore your well-being benefits	0-15	0	0
Review resources	0-15	0	0
Review your voluntary benefits	0-15	0	0
Visit a vendor booth	0-5	0	0
Visit the event hub	0-10	0	0
Watch a webinar	0-20	0	0
Watched a video	0-10	0	0

Located in the top right-hand corner of your screen is the Leaderboard. The more you engage, the more points you can earn. See how many points you collect throughout the fair!

Fun Facts



Hidden throughout the fair are “gold stars.” Click them open to find fun facts about your benefits.

Chat



Chat with vendors who will be available during **Vendor Week: October 31 - November 4**. Just click the “*Chat with us!*” sign to put yourself in the chat que to speak with a vendor.